

\$3,450
(Inc. GST)

*




Sample Image only.

3m X 3m Single Roller Door Shed Kit*

- **Delivered to your door** – free delivery to metro Sydney, Wollongong, Newcastle, Port Macquarie, Canberra and Queanbeyan.
- **Your shed, your way** – 22 standard COLORBOND® steel colours to match your style.
- **Built Aussie tough** – made with genuine BlueScope steel for strength and longevity
- **Go bigger. Go custom.** – custom sizes, designs and big sheds available to fit your property perfectly.

- **Fully engineered** – plans and documentation included, with pre-purchase options if required



**Not what you were after?
Design it your way using
our 3d Designer – scan
here**

- *Check with council – approval may be required before installation. Slab not included



02 8798 2320



sheds@no1roofing.com.au

www.no1sheds.com.au

\$5,500
(Inc. GST)

*




Sample Image only.

3.7m X 6m Single Roller Door Shed Kit*

- **Delivered to your door** – free delivery to metro Sydney, Wollongong, Newcastle, Port Macquarie, Canberra and Queanbeyan.
- **Your shed, your way** – 22 standard COLORBOND® steel colours to match your style.
- **Built Aussie tough** – made with genuine BlueScope steel for strength and longevity
- **Go bigger. Go custom.** – custom sizes, designs and big sheds available to fit your property perfectly.

- **Fully engineered** – plans and documentation included, with pre-purchase options if required



**Not what you were after?
Design it your way using
our 3d Designer – scan
here**

*Check with council – approval may be required before installation. Slab not included



02 8798 2320



sheds@no1roofing.com.au

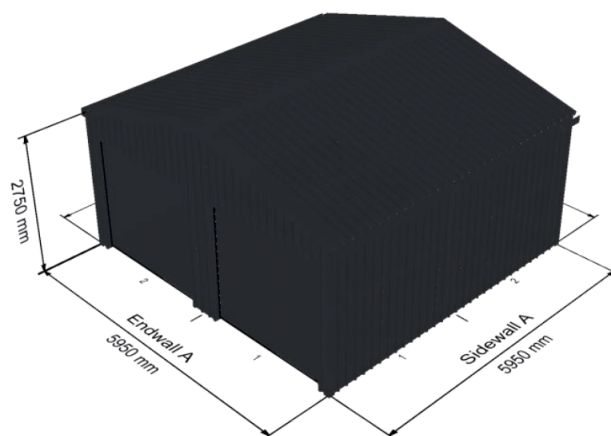
www.no1sheds.com.au

\$7,200*
(Inc. GST)

5.95m X 5.95m Double Roller Door Shed Kit*

Sample Image only.

- **Delivered to your door** – free delivery to metro Sydney, Wollongong, Newcastle, Port Macquarie, Canberra and Queanbeyan.
- **Your shed, your way** – 22 standard COLORBOND® steel colours to match your style.
- **Built Aussie tough** – made with genuine BlueScope steel for strength and longevity
- **Go bigger. Go custom.** – custom sizes, designs and big sheds available to fit your property perfectly.
- **Fully engineered** – plans and documentation included, with pre-purchase options if required



**Not what you were after?
Design it your way using
our 3d Designer – scan
here**

*Check with council – approval may be required before installation. Slab not included



02 8798 2320



sheds@no1roofing.com.au

www.no1sheds.com.au